

Reksa Dana Eastspring Investments Cash Reserve

**eastspring
investments**
A Prudential plc company

FUND DETAILS

Effective Date	12 April 2013
Effective Letter No.	S-82/D.04/2013
Inception Date (Class A)	03 July 2013
Type of Fund	Money Market Fund
Custodian Bank	Standard Chartered Bank
Fund Currency	IDR
NAV Publication	Daily
Pricing Period	Daily
Total Net Asset Value (total of all classes)	IDR 51.21 Billion
NAV/Unit (Class A)	IDR 1,627.85
ISIN Code (Class A)	IDN000155009
Benchmark	Deposit Average 1 month (net)
Total Units Offered	Max. 20 billion unit
Min. Initial Subscription	IDR 10,000.00
Min. Subsequent Subscription	IDR 10,000.00
Min. Redemption	IDR 10,000.00

Fund Expenses

Management Fee	Max. 1.0% annually
Custodian Fee	Max. 0.20% annually
S-Invest Fee	Max. 0,003% annually

Unit Holder Expenses

Subscription Fee	N/A
Redemption Fee	N/A
Switching Fee	Max. is the subscription fee of the designated Eastspring's fund

* The amount might be different if transaction is made through distribution channel.

RISK FACTORS

1. Risk of market and risk of reduction in net asset value of each participation unit
2. Risk of liquidity
3. Risk of dissolution and liquidation
4. Risk of transaction through electronic system
5. Risk of credit and third party (default)
6. Risk concentration in one sector
7. Risk of operational
8. Risk of valuation
9. Risk of regulatory changes

INVESTMENT OBJECTIVE

Aims to provide relatively stabilized and liquid return by investing in money market instruments issued in Indonesia.

RISK CLASSIFICATION

Low Medium High



Reksa Dana Eastspring Investments Cash Reserve invests in money market instruments such as time deposits and bond instruments with a maximum maturity of 1 year so that it is categorized as low risk.

INVESTMENT POLICY




Min. 100%



Max. 100%

Money Market

% ASSET ALLOCATION



Cash and/or money market 100.00%

FUND PERFORMANCE

	1 MTH	3 MTHS	6 MTHS	1 YR	3 YRS	5 YRS	YTD	SI
NDCRMF_A	0.35%	1.14%	2.08%	3.70%	7.01%	17.31%	0.74%	62.79%
Benchmark	0.26%	0.81%	1.60%	3.16%	9.00%	19.04%	0.55%	59.98%

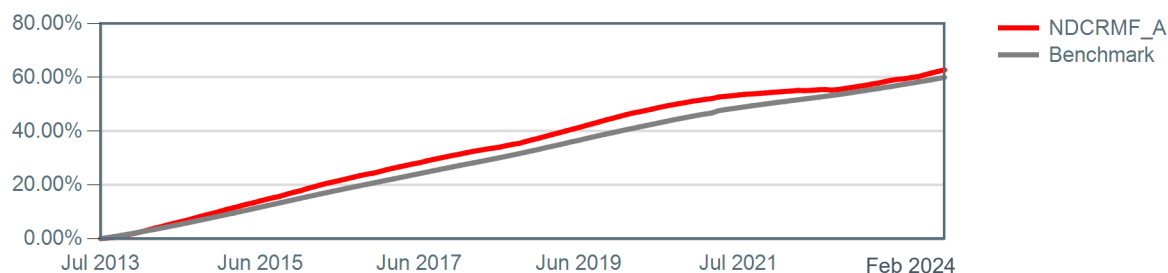
Highest Month Performance

Oct 2015 0.67%

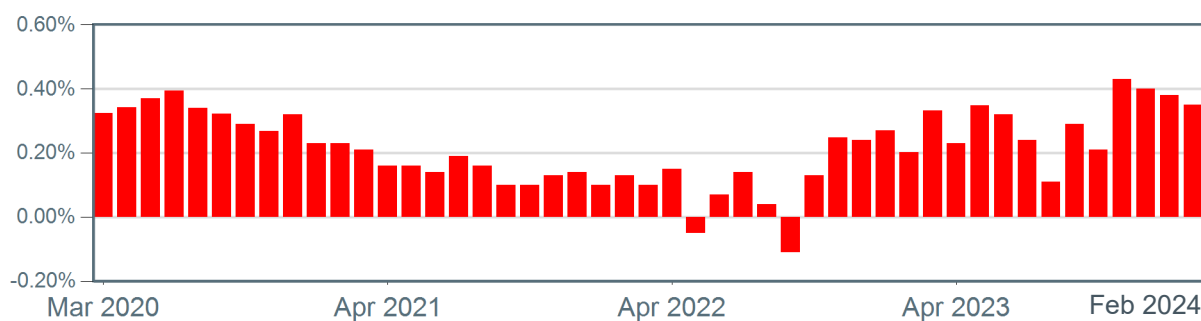
Lowest Month Performance

Sep 2022 -0.11%

HISTORICAL PERFORMANCE GRAPHIC



MONTHLY PERFORMANCE IN THE LAST 5 YEARS



TOP HOLDINGS

(security name only, alphabetically order)

1. BTN	TD	6.84%
2. BTPN SYARIAH	TD	3.91%
3. MAYBANK	TD	3.94%
4. OB BK IV SANF DGN TGKT BUNGA TTP II 23 A	FI	5.86%
5. OBL BKL V PEGADAIAN TAHAP V THN 2024 A	FI	5.86%
6. OBL BKL VI ADIRA FIN I 2023 A	FI	5.84%
7. OBL BKL VII SARANA MULTI FIN III 2024 A	FI	7.81%
8. OBL NEGARA REP INDONESIA FR0077	FI	28.04%
9. PT BANK SYARIAH INDONESIA TBK	TD	4.88%
10. SBSN SERI PBS031	FI	9.69%

MARKET REVIEW

The bond market was relatively sluggish in Feb'24 due to the market repricing of FED Fund Rate. Due to hotter-than-expected US CPI number in Jan'24 (highest supercore CPI MoM gain since the outbreak of Russo-Ukrainian War in April'22), market is no longer pricing 7 rate cuts for 2024 and instead, now only expecting 3 rate cuts for the year, similar to what the FED Dot Plot was estimating. Domestic CPI number in Feb'24 also came relatively strong at 2.75% YoY (above expectation of 2.6%) which is likely to continue to stay high due to Lebaran holiday and late harvest this year. Meanwhile, BI maintained policy rates at 6.0% and upgraded forecast for FY24 Global GDP Growth from 2.8% to 3.0%. The Indonesia 10Y Yield moved up slightly from 6.58% to 6.60%. The average 1-month time deposit rate was flat at 2.86% p.a. in Feb'24.

IMPORTANT INFORMATION

INVESTMENT MANAGER PROFILE

PT Eastspring Investments Indonesia

Eastspring Investments, part of Prudential Corporation Asia, is Prudential's asset management business in Asia. We are one of Asia's largest asset managers, with operations in 11 Asian markets, approximately 3000 employees in Asia and more than USD 227.7 billion in assets under management as of 30 June 2023. Eastspring Investments Indonesia is licensed and supervised by Indonesia Financial Service Authority (Surat Keputusan Ketua BAPEPAM dan LK No. KEP-05/BL/MI/2012 dated 25 April 2012) and one of the largest asset management companies in Indonesia with assets under management of IDR 61,10 trillion as of 30 June 2023. Supported by experienced investment professionals in fund management and mutual funds, Eastspring Investments Indonesia is fully committed to provide high quality financial services to meet various investment needs of investor.

Fund Fact Sheet and Prospectus can be access on <https://www.eastspring.co.id/funds/funds-downloads>.

CONTACT US

Prudential Tower Lantai 23
Jl. Jend. Sudirman Kav. 79, Jakarta 12910

Tel: +(62 21) 2924 5555

Fax: +(62 21) 2924 5556

Eastspring Investments Indonesia

[eastspring.co.id](https://www.eastspring.co.id)

CUSTODIAN BANK PROFILE

Standard Chartered Bank

Standard Chartered Bank was founded by Royal Charter in 1853 with headquarters in London and has over 160 years of banking experience in the world's most rapidly growing market. In Indonesia, Standard Chartered Bank has been present since the year 1863. Currently, Standard Chartered Bank has 15 branch offices spread across 7 major cities in Indonesia. Standard Chartered Bank obtained the permission to open a branch office in Jakarta, based on the decree of the Minister of Finance Republic of Indonesia No. 15.6.5.19 dated October 1, 1968, to do business as a commercial Bank. In addition, Standard Chartered Bank branch Jakarta has also had approval as a custodian in capital market based on the decree of the Chairman of the Capital Market Supervisory board number KEP-35/PM. WK/1991 dated June 26, 1991, and is therefore registered and supervised by the Financial Services Authority.

In the event that there has been a reference of securities ownership facility (Acuan Kepemilikan Sekuritas - AKSES) of the participation, unit holder can see the ownership of mutual fund through the <https://akses.ksei.co.id/page>.

DISCLAIMER

INVESTMENT THROUGH MUTUAL FUNDS CONTAINS RISK. PRIOR TO DECIDING TO INVEST, PROSPECTIVE INVESTORS MUST READ AND UNDERSTAND THE PROSPECTUS. PAST PERFORMANCE DOES NOT GUARANTEE / REFLECT INDICATION OF FUTURE PERFORMANCE.

FINANCIAL SERVICES AUTHORITY ("OJK") DOES NOT GIVE ANY STATEMENT OF APPROVING OR DISAPPROVING THESE EFFECTS, NOR STATING THE TRUTH OR THE ADEQUACY OF THE CONTENTS OF THIS MUTUAL FUND PROSPECTUS. EVERY STATEMENT CONTRADICTING THESE STIPULATIONS IS A BREACH OF LAW.

Mutual funds are Capital Market products and not products issued by Selling Agent / the Bank. The Mutual Fund Selling Agent is not responsible for the lawsuit and risks of managing the mutual fund portfolio being carried out by the Investment Manager.

This product information summary does not replace the Mutual Fund Prospectus and was prepared by PT Eastspring Investments Indonesia only for information needs and does not constitute an offer to buy or sell. All information contained in this document is presented correctly. If necessary, investors are advised to seek professional opinion before making an investment decision. Past performance is not necessarily a clue to future performance, nor is it an estimate made to give an indication of future performance or trends. This document is solely for information and may not be published, circulated, reproduced or distributed in whole or part to any other person without the prior written consent of PT Eastspring Investments Indonesia. It should not be construed as an offer or solicitation for the subscription, purchase or sale of any securities mentioned herein. Whilst we have taken all reasonable care to ensure that the information contained in this document is not untrue or misleading at the time of publication, we cannot guarantee its accuracy or completeness. Any opinion or estimate contained in this document is subject to change without notice. Investors may wish to seek advice from a financial adviser before making a commitment to invest in units of any of our funds. PT Eastspring Investments Indonesia and its related and affiliated corporations together with their respective directors and officers may have or may take positions in the securities mentioned in this document and may also perform or seek to perform broking and other investment services for the corporations whose securities are mentioned in this newsletter as well as other parties. The graphs or charts are included for illustrative purposes only. Past performance is not necessarily a guide to future performance. The predictions, projections, or forecast on the economy, securities markets or the economic trends of the markets are not necessarily indicative of the future or likely performance of PT Eastspring Investments Indonesia or any funds managed by PT Eastspring Investments Indonesia. The value and any income accruing to the investments, if any, may fall as well as rise. An investment is subject to investment risks, including the possible loss of the principal amount invested. PT Eastspring Investments Indonesia is an ultimately wholly-owned subsidiary of Prudential plc of the United Kingdom. PT Eastspring Investments Indonesia and Prudential plc are not affiliated in any manner with Prudential Financial, Inc., a company whose principal place of business is in the United States of America or with the Prudential Assurance Company, a subsidiary of M&G plc (a company incorporated in the United Kingdom).

Mutual fund managed by Eastspring Investments is not included as guaranteed investment product. Prior to investing in mutual fund managed by Eastspring Investments, prospective participation unit holder must first learn and understand Prospectus and other offering documents. The contents of Prospectus and other offering documents is not a suggestion either from business, law or taxation aspects. Therefore, prospective participation unit holder is advised to seek consideration or advice from competent parties in relation to his/her investment in mutual fund managed by Eastspring Investments. Therefore, prospective Unit Holders are advised to ask for consideration or advice of competent parties, in connection with investments in Mutual Funds Eastspring Investments. Prospective participation unit holder must comprehend that there is a possibility of participation unit holder of mutual fund managed by Eastspring Investments will bear risks in relation to his/her participation unit held. With possibility of such risk, if necessary, prospective participation unit holder may seek advice from competent parties on aspects of business, law, finance, taxation, and other relevant aspects.

Confirmation on investment to Mutual Fund Unit Holder is issued by Custodian Bank. Valid proof of Mutual Fund's participation unit ownership is the confirmation letter issued by Custodian Bank.

This material contents should not be used after 3 (three) months of publication approval.



OUR GLOBAL FOOTPRINT*



*11 Major Asia Markets Plus Offices in North America and Europe

WELL KNOWN DISTRIBUTOR

Worked with well known distributor such as Ajaib, Bareksa, BCA, Bibit, Commonwealth, CTBC, Danamon Bank, DBS, FUNDTASTIC, HSBC, Mandiri Sekuritas, Maybank, Mirae Asset Sekuritas, Moduit, Phillip Sekuritas Indonesia, Permata Bank, SCB, Tanamduit.



FIXED INCOME CAPABILITY



Eastspring Investments Yield Discovery
Silver Champion for Category Best Fixed Income, 5 years performance, AuM < IDR 100 Billion (Awarded by 4th Bareksa kontan OVO Fund Awards 2020)

FIXED INCOME CAPABILITY



Eastspring IDR Fixed Income Fund
Silver Champion for Category Best Fixed Income, 3 years performance, AuM < IDR 1 Trillion
Silver Champion for category Best Fixed Income, 5 years performance, AuM > IDR 1 Trillion (Awarded by 4th Bareksa kontan OVO Fund Awards 2020)

EQUITY CAPABILITY



Eastspring Investments Alpha Navigator
Best Mutual Funds 2021 for Category Best Equity Fund, 3 years performance
Eastspring Investments Alpha Navigator, AuM > 1 Trilyun. (Awarded by Majalah Investor-Infovesta Mutual Fund 2021)

TOP INVESTMENT HOUSES



Eastspring Investments Indonesia
Top Investment Houses In Local Asian local Currency Bond for 2021 (Awarded by Asset Benchmark Research Award 2021)

TOUR DE CAMPUS

Education seminar to universities to increasing financial and investment literacy. Up to now, we have held TDC at 8 universities in Indonesia.



CHA-CHING

Cha-Ching is one of Prudential Indonesia CSR event, we are participate in teaching how to **earn, save, spend and donate** through Cha-Ching curriculum to elementary student.



CHAIRMAN CHALLENGE

Chairman's Challenge is one of Prudential Indonesia CSR event, the programme is a group-wide volunteering programme to encourage employees to get involved in their local communities to help make a difference.

